

January 2021 – Overall Options Metrics

\$153



**Average Income
Per Trade**

9.3%



**Average Return
Per Trade**

98%



Premium Capture

January 2021 – Overall Options Metrics

100%




Options Win Rate
22/22

Spreads and
Iron Condors



Trade Types
Risk-Defined

18



Unique Tickers

January 2021

Options Premium Income

Captured Options Premium

\$3,445
Gross Premiums
\$3,372
Net Premiums



98% Premium Capture

Number of Options Trades

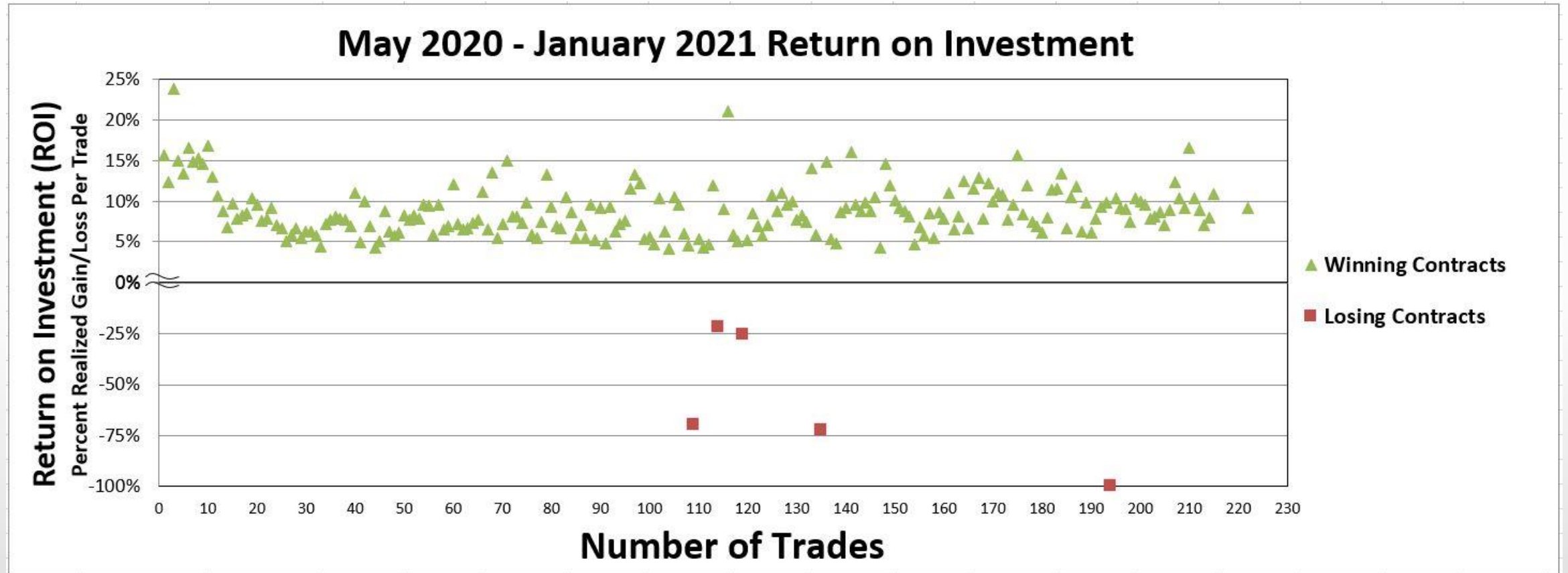
Profitable Options Trades

22
Total Trades
22
Winning Trades



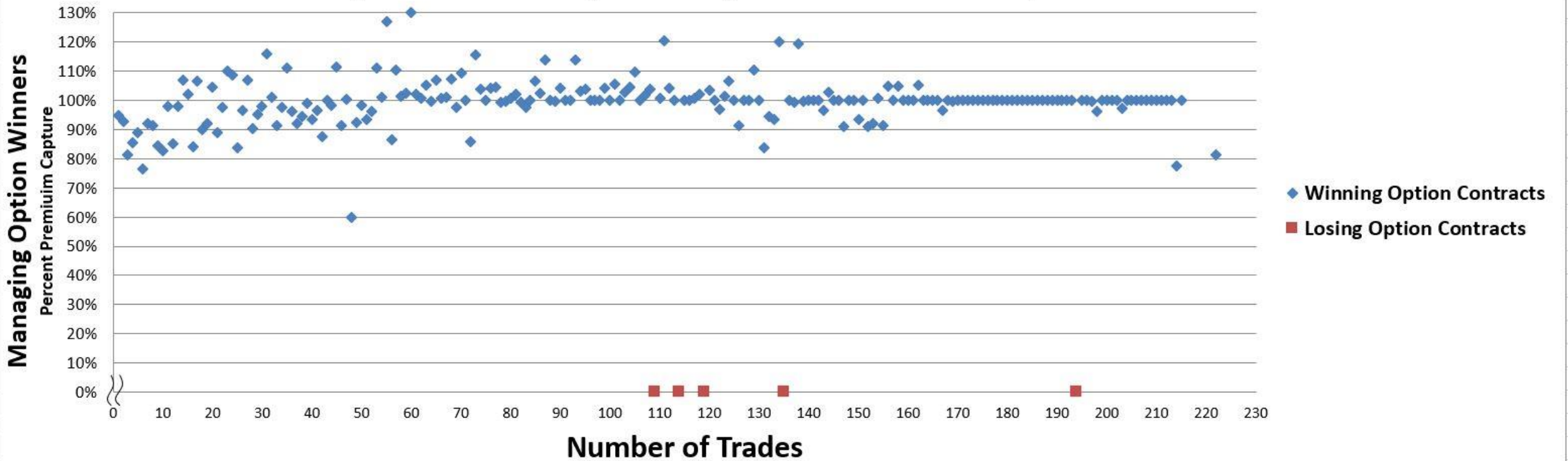
100% Options Win Rate

Per Trade Return on Leveraged Capital



Maximizing the Number of Trade Occurrences

May 2020 - January 2021 Options Premium Capture



January 2021 – Options Trades

Trade Number	Stock Symbol	IV Rank	Price at Option Sell	Option Type	Date of Option	Strike Price	Expiration	Premium	Gross Premium	Called / Assigned	Buy to Close?	Premium Net Profit	Number of Contracts	Managing Winners	Stock	Further OTM	Required Capital	ROI	
1	QQQ	N/A	\$304.00	Put Spread	9-Dec-20	\$275.00	8-Jan-21	\$0.42	\$1.25	No	\$0.00	\$1.24	3	99.6%	QQQ	\$270	\$1,375	9.0%	
2	MSFT	N/A	\$214.00	Put Spread	7-Dec-20	\$195.00	8-Jan-21	\$0.24	\$1.18	No	\$0.00	\$1.18	5	100.0%	MSFT	\$192.50	\$1,132	10.4%	
3	SPY	N/A	\$370.00	Put Spread	8-Dec-20	\$342.50	8-Jan-21	\$0.42	\$1.66	No	\$0.00	\$1.66	4	100.0%	SPY	\$337.50	\$1,834	9.1%	
4	JPM	N/A	\$120.50	Put Spread	10-Dec-20	\$105.00	15-Jan-21	\$0.36	\$1.07	No	\$0.01	\$1.03	3	96.3%	JPM	\$100	\$1,393	7.4%	
5	IWM	N/A	\$194.75	Put Spread	17-Dec-20	\$175.00	15-Jan-21	\$0.39	\$1.93	No	\$0.01	\$1.88	5	97.2%	IWM	\$170	\$2,307	8.1%	
6	ADBE	N/A	\$483.00	Put Spread	14-Dec-20	\$430.00	15-Jan-21	\$0.47	\$1.86	No	\$0.00	\$1.86	4	100.0%	ADBE	\$425	\$1,814	10.3%	
7	GILD	N/A	\$59.50	Put Spread	15-Dec-20	\$55.00	15-Jan-21	\$0.23	\$1.13	No	\$0.00	\$1.13	5	100.0%	GILD	\$52.50	\$1,137	9.9%	
8	BABA	N/A	\$261.00	Put Spread	18-Dec-20	\$230.00	15-Jan-21	\$0.40	\$1.58	No	\$0.00	\$1.58	4	100.0%	BABA	\$225	\$1,842	8.6%	
9	AAPL	N/A	\$128.50	Put Spread	17-Dec-20	\$115.00	15-Jan-21	\$0.37	\$1.83	No	\$0.00	\$1.83	5	100.0%	AAPL	\$110	\$2,317	7.9%	
10	DIA	N/A	\$300.50	Call Spread	22-Dec-20	\$315.00	15-Jan-21	\$0.55	\$2.18	No	\$0.00	\$2.18	4	100.0%	DIA	\$320	\$1,782	12.3%	
11	INTC	N/A	\$45.50	Put Spread	21-Dec-20	\$41.00	15-Jan-21	\$0.20	\$1.18	No	\$0.00	\$1.18	6	100.0%	INTC	\$38	\$1,682	7.0%	
12	FB	N/A	\$276.00	Put Spread	16-Dec-20	\$245.00	15-Jan-21	\$0.44	\$1.74	No	\$0.00	\$1.74	4	100.0%	FB	\$240	\$1,826	9.6%	
13	QQQ	N/A	\$313.00	Call Spread	28-Dec-20	\$330.00	22-Jan-21	\$0.42	\$1.66	No	\$0.00	\$1.66	4	100.0%	QQQ	\$335	\$1,834	9.1%	
14	NKE	N/A	\$142.50	Call Spread	28-Dec-20	\$150.00	22-Jan-21	\$0.36	\$1.78	No	\$0.00	\$1.78	5	100.0%	NKE	\$152.50	\$1,072	16.6%	
15	PYPL	N/A	\$232.50	Call Spread	31-Dec-20	\$260.00	22-Jan-21	\$0.33	\$1.30	No	\$0.00	\$1.30	4	100.0%	PYPL	\$265	\$1,870	7.0%	
16	MRK	N/A	\$80.00	Iron Condor	4-Jan-21	\$75/\$85	29-Jan-21	\$0.37	\$1.49	No	\$0.08	\$1.16	4	77.5%	MRK	\$73/\$87	\$1,451	8.0%	
17	SPY	N/A	\$367.50	Call Spread	22-Dec-20	\$388.00	22-Jan-21	\$0.33	\$1.63	No	\$0.00	\$1.63	5	100.0%	SPY	\$392	\$1,837	8.9%	
18	MMM	N/A	\$166.00	Put Spread	14-Jan-21	\$150.00	19-Feb-21	\$0.51	\$1.52	No	\$0.09	\$1.23	3	81.3%	MMM	\$145	\$1,348	9.2%	
19	DIS	N/A	\$177.00	Call Spread	29-Dec-20	\$195.00	29-Jan-21	\$0.47	\$1.40	No	\$0.00	\$1.40	3	100.0%	DIS	\$200	\$1,360	10.3%	
20	NFLX	N/A	\$520.00	Call Spread	5-Jan-21	\$600.00	29-Jan-21	\$0.99	\$1.97	No	\$0.00	\$1.97	2	100.0%	NFLX	\$610	\$1,803	10.9%	
21	SPY	N/A	\$372.50	Call Spread	30-Dec-20	\$392.00	29-Jan-21	\$0.25	\$1.23	No	\$0.00	\$1.22	5	99.3%	SPY	\$395	\$1,377	8.9%	
22	IWM	N/A	\$198.50	Call Spread	24-Dec-20	\$215.00	29-Jan-21	\$0.47	\$1.86	No	\$0.00	\$1.86	4	100.0%	IWM	\$220	\$1,814	10.3%	
															Winning Trades Only				
Jan-21								Gross Premiums				\$3,444.85				Leveraged/Repurposed Capital		\$36,205	
Jan-21								Net Premiums				\$3,372.10				Average ROI Per Trade		9.3%	
Jan-21								Captured Options Spread				98%				Total Income		\$3,372.10	
																Average Income Per Trade		\$153.28	